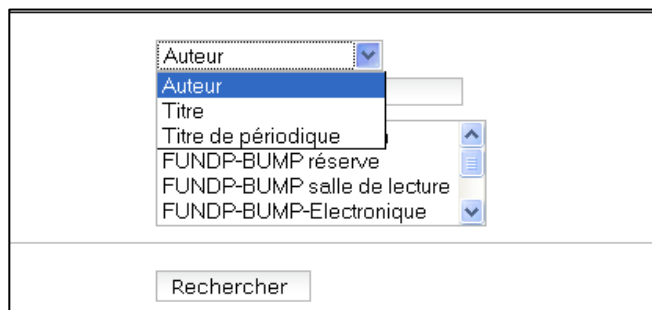
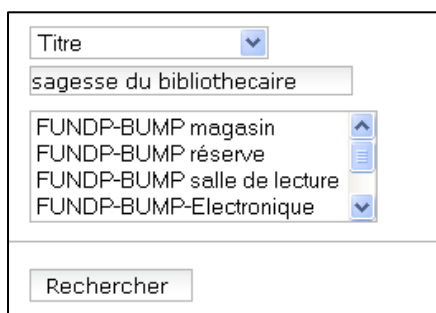


## Recherche « Parcourir » (Simple Search)

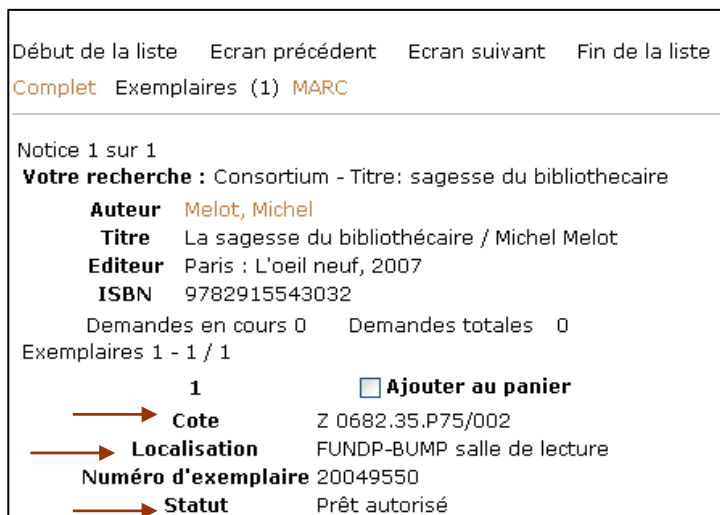
1) Select the right option for the search (author – title – serial title)



2) Encode the objective for the search according to the field selected : if you choose the title index **you have to put the exact title (without the initial article)**



3) Read the informations to locate exactly the work. You have to be careful with :



Début de la liste   Ecran précédent   Ecran suivant   Fin de la liste

Complet   Exemplaies (1) MARC

Notice 1 sur 1

**Votre recherche :** Consortium - Titre: sagesse du bibliothecaire

**Auteur** Melot, Michel

**Titre** La sagesse du bibliothecaire / Michel Melot

**Editeur** Paris : L'oeil neuf, 2007

**ISBN** 9782915543032

Demandes en cours 0   Demandes totales 0

Exemplaies 1 - 1 / 1

1    Ajouter au panier

→ **Cote** Z 0682.35.P75/002

→ **Localisation** FUNDP-BUMP salle de lecture

**Numéro d'exemplaire** 20049550

→ **Statut** Prêt autorisé

## Recherche Avancée (Advanced Search)

The advanced research is usefull in case of thematic research or by **keywords**.  
If you are searching documentation on a precise subject and you don't have any titles, you can target your results more easily.

Termes:		Index:									
	<input type="text"/>	Titre <input type="button" value="v"/>									
ET <input type="button" value="v"/>	<input type="text"/>	Titre <input type="button" value="v"/>									
ET <input type="button" value="v"/>	<input type="text"/>	Titre <input type="button" value="v"/>									
Filtres possibles par localisation :											
<table border="1"> <tr><td>FUNDP-BUMP magasin</td><td><input type="button" value="v"/></td></tr> <tr><td>FUNDP-BUMP réserve</td><td><input type="button" value="v"/></td></tr> <tr><td>FUNDP-BUMP salle de lecture</td><td><input type="button" value="v"/></td></tr> <tr><td>FUNDP-BUMP-Electronique</td><td><input type="button" value="v"/></td></tr> </table>				FUNDP-BUMP magasin	<input type="button" value="v"/>	FUNDP-BUMP réserve	<input type="button" value="v"/>	FUNDP-BUMP salle de lecture	<input type="button" value="v"/>	FUNDP-BUMP-Electronique	<input type="button" value="v"/>
FUNDP-BUMP magasin	<input type="button" value="v"/>										
FUNDP-BUMP réserve	<input type="button" value="v"/>										
FUNDP-BUMP salle de lecture	<input type="button" value="v"/>										
FUNDP-BUMP-Electronique	<input type="button" value="v"/>										

To begin the search, it is enough to introduce terms (one or more) by choosing the appropriate index. In general, for the thematic search, the used index is Title.  
Once the research was thrown, a list of results appears.

<b>1</b> Complet Exemplaires (1) MARC Ajouter au panier <input type="checkbox"/>	Exemplaire(s) disponible(s) : 1 Disponibilité : FUNDP-BUMP salle de lecture ←
	<b>Auteur</b> Grau, François-Marie <b>Titre</b> Histoire du costume / François-Marie Grau <b>Editeur</b> PUF , Paris : 1999 <b>Collection</b> Que sais-je? ; 505
<b>2</b> Complet Exemplaires (1) MARC Ajouter au panier <input type="checkbox"/>	Exemplaire(s) disponible(s) : 1 Disponibilité : FUNDP-BUMP salle de lecture
	<b>Auteur</b> Boucher, François <b>Titre</b> Histoire du costume en Occident des origines à jour par S. H. Aufrère e.a. <b>Editeur</b> Paris: Flammarion, 1996

To locate the book and know where to find it in the library, you need to pay attention in tow informations :

- The availability
- Exemplary (on the left) who give you the reference number of the book

## The locations

The catalogue of the library takes back the funds of the Bump and the Fundp departments.

How to know what is exactly in the University library Moretus Plantin exactly ?

You need to look at the location :

- **BUMP – Salle de Lecture**
- **BUMP – Magasin**
- **BUMP – Réserve**

The locations that are not noted like this refer to works being in department.

***This is an help to begin your search  
If you need it, don't hesitate to call a librarian !***